[Faulty model]: ipad Air2

[Fault phenomenon]: No Power ON

The customer described that the Screen no display appeared in the machine and could not be opened.



[Fault Analysis]:

The tablet is the Screen no display that appears in normal use, so the No Power ON is very likely to be short-circuited by the motherboard, or the No Power ON caused by a problem with the circuit.

[Maintenance process]:

First of all, we first exclude whether it is caused by no electricity. Charging looks at the ammeter without charging current. It seems that it is not. There is no response when connecting the computer. Remove the boot, take down the motherboard, and connect Adjustable Power supply to find a large short circuit.



It seems that the main VCC circuit is shorted to the ground, smoked Colophony (Solder) to see where the short circuit is caused, and finally found a capacitor.



The air gun is removed and the power is not shorted.Replenish the filter capacitor.



[Maintenance results]:

Installed test, boot normally, normal function, maintenance is over, this fault is No Power ON caused by short circuit of main VCC.


上午3:05 11月1日 周四
设置
设置 iCloud、App Store 等。
完成 iPad 设置
飞行模式
无线局域网
xw360
蓝牙
打开
通知
声音
勿扰模式
屏幕使用时间
通用
控制中心
显示与亮度
无线局域网
无线局域网
xw360
选取网络...
—ΠŒ¨øÍ–fi18129930045
ailiang
ChinaNet-4Wtq
FYHF_5G
OA48
TP-LINK_40F5
xw360_5G
其他...
启用 WAPI
询问是否加入网络